

Facebook Account Settings



Public



Friends



Custom



How You Connect

Control how you connect with people you know.

[Edit Settings](#)



Timeline and Tagging

Control what happens when friends tag you or your content, or post on your timeline.

[Edit Settings](#)



Ads, Apps and Websites

Manage your settings for ads, apps, games and websites.

[Edit Settings](#)



Limit the Audience for Past Posts

Limit the audience for posts you shared with friends of friends or Public

[Manage Past Post Visibility](#)

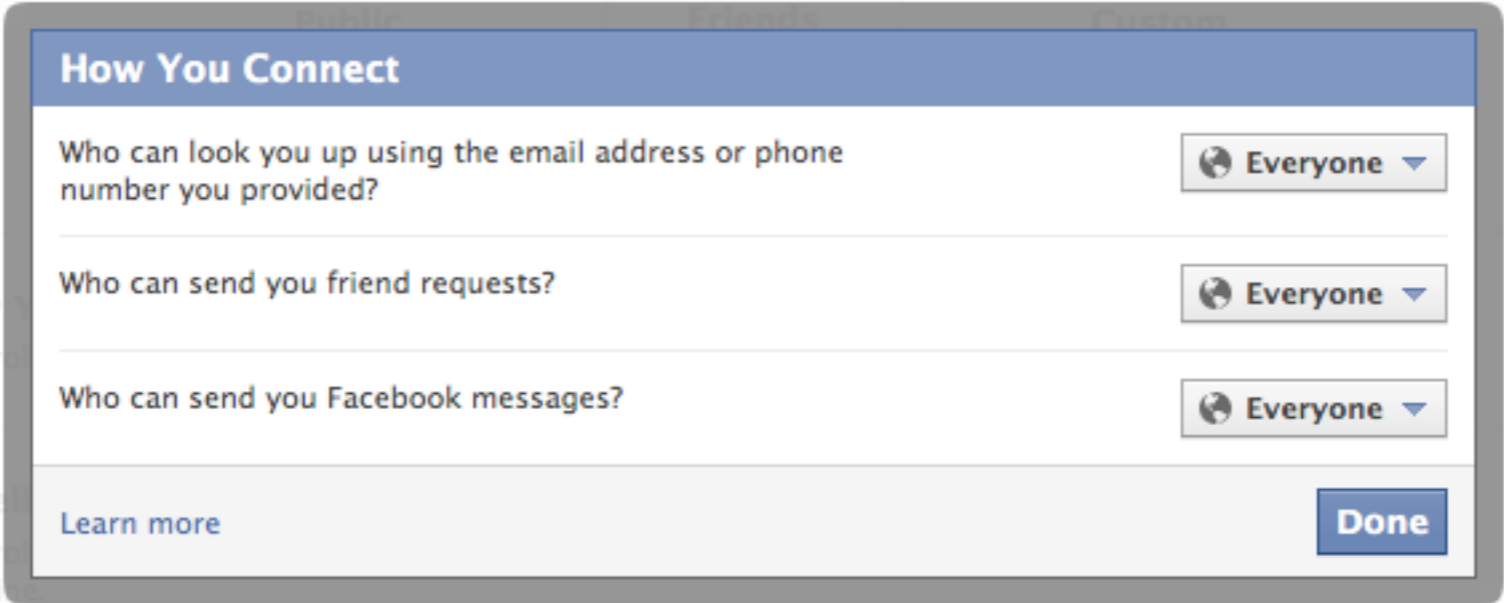


Blocked People and Apps

Manage the people and apps you've blocked.

[Manage Blocking](#)

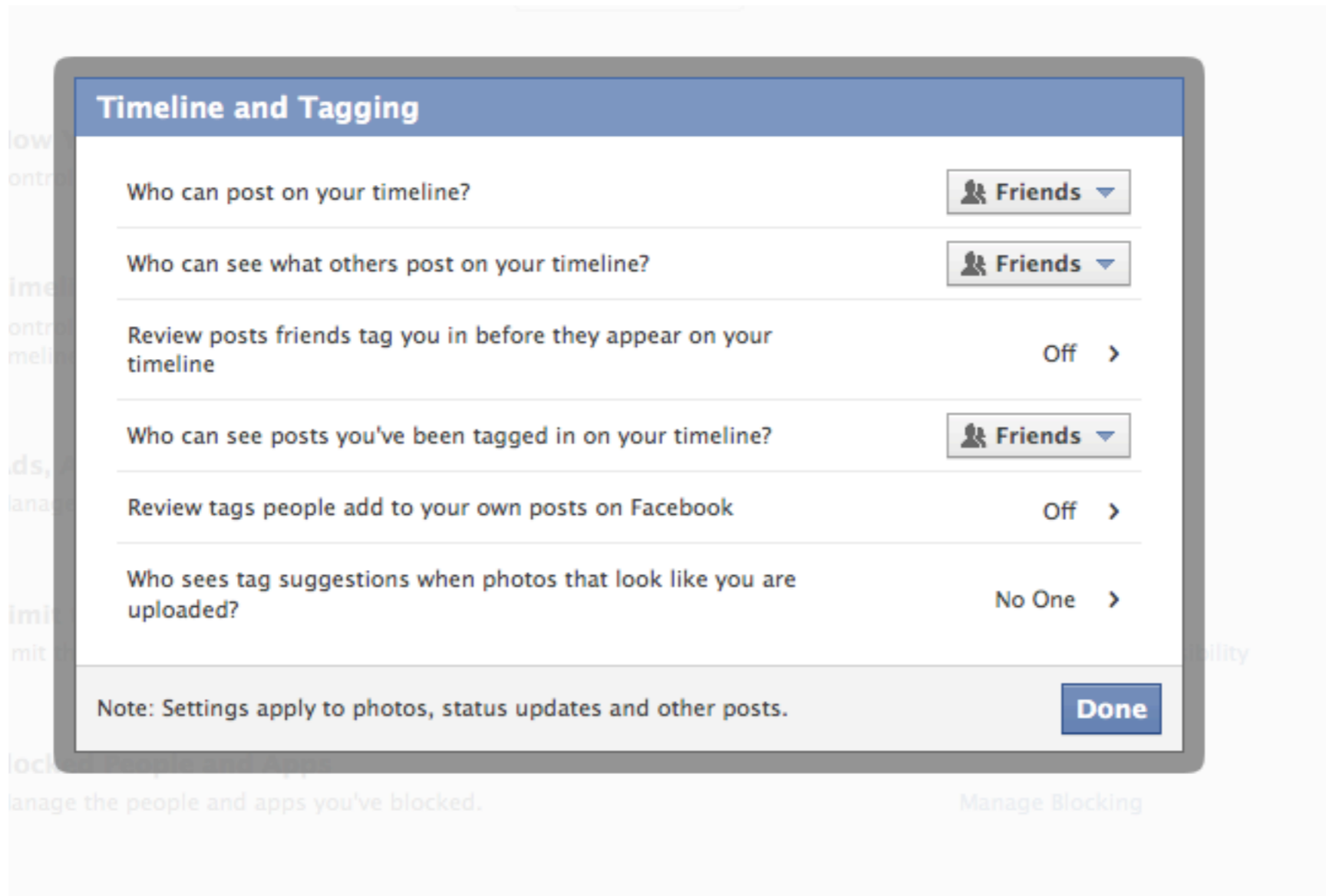
How You Connect



The image shows a screenshot of the Facebook 'How You Connect' settings dialog box. The dialog has a blue header with the title 'How You Connect'. Below the header, there are three settings, each with a question and a dropdown menu. The first setting is 'Who can look you up using the email address or phone number you provided?' with a dropdown set to 'Everyone'. The second setting is 'Who can send you friend requests?' with a dropdown set to 'Everyone'. The third setting is 'Who can send you Facebook messages?' with a dropdown set to 'Everyone'. At the bottom left of the dialog is a 'Learn more' link, and at the bottom right is a blue 'Done' button. The background of the page is faded, showing navigation tabs for 'Public', 'Friends', and 'Custom'.

Setting	Value
Who can look you up using the email address or phone number you provided?	Everyone
Who can send you friend requests?	Everyone
Who can send you Facebook messages?	Everyone

Timeline and Tagging



The image shows a screenshot of the Facebook 'Timeline and Tagging' settings page. The page is titled 'Timeline and Tagging' in a blue header. Below the header, there are six settings rows, each with a question on the left and a control on the right. The controls include dropdown menus for 'Friends' and 'No One', and toggle switches for 'Off'. At the bottom of the settings area, there is a note and a 'Done' button. The background of the page is light gray with some faint text visible.


Setting	Value
Who can post on your timeline?	Friends
Who can see what others post on your timeline?	Friends
Review posts friends tag you in before they appear on your timeline	Off
Who can see posts you've been tagged in on your timeline?	Friends
Review tags people add to your own posts on Facebook	Off
Who sees tag suggestions when photos that look like you are uploaded?	No One

Note: Settings apply to photos, status updates and other posts.

[Done](#)

Ads, Apps, Websites Apps You Use

You have authorized these apps to interact with your Facebook account:

 Pinterest	Last logged in: Less than 24 hours ago	Remove app
Posts on your behalf:	<input type="button" value="🔒 Only Me ▼"/>	
Last data access:	Basic Information See details · Learn more	Today
When to notify you?	<input type="button" value="The app sends you a notification ▼"/>	
<input type="button" value="Close"/>		

Ads, Apps, Websites

Old Versions FB Mobile

Old versions of Facebook for mobile

This setting controls the privacy of things you post using old Facebook mobile apps that do not have the inline audience selector, such as outdated versions of Facebook for BlackBerry.

 Friends ▼

Ads, Apps, Websites

How People Bring Your Info To Apps They

✘ Turn off your ability to use apps, plugins, and websites on and off Facebook. After you turn this off, we will not store

How people bring your info to apps they use

People on Facebook who can see your info can bring it with them when they use apps. This makes their experience better and more social. Use the settings below to control the categories of information that people can bring with them when they use apps, games and websites.

<input type="checkbox"/> Bio	<input type="checkbox"/> My videos
<input type="checkbox"/> Birthday	<input type="checkbox"/> My links
<input type="checkbox"/> Family and relationships	<input type="checkbox"/> My notes
<input type="checkbox"/> Interested in	<input type="checkbox"/> Hometown
<input type="checkbox"/> Religious and political views	<input type="checkbox"/> Current city
<input type="checkbox"/> My website	<input type="checkbox"/> Education and work
<input type="checkbox"/> If I'm online	<input type="checkbox"/> Activities, interests, things I like
<input type="checkbox"/> My status updates	<input type="checkbox"/> My app activity
<input type="checkbox"/> My photos	

If you don't want apps and websites to access other categories of information (like your friend list, gender or info you've made public), you can turn off all Platform apps. But remember, you will not be able to use any games or apps yourself.

[Save Changes](#) [Cancel](#)

Ads, Apps, Websites

Instant Personalization

[Choose Your Privacy Settings](#) ▶ **Instant Personalization**

[◀ Back to Apps](#)

Instant Personalization

We've partnered with a few websites to provide you with great, personalized experiences the moment you arrive, such as immediately playing the music you like or displaying friends' reviews. To tailor your experience, these partners only access public information (like your name and profile picture) and other information you've made public.

When you first arrive at the following sites, you'll see a notification message and an option to turn off the personalized experience:

- [Bing](#) – Social Search
- [Pandora](#) – Personalized Music
- [TripAdvisor](#) – Social Travel
- [Yelp](#) – Friends' Local Reviews
- [Rotten Tomatoes](#) – Friends' Movie Reviews
- [Clicker](#) – Personalized TV Recommendations
- [Scribd](#) – Social Reading
- [Docs](#) – Document Collaboration
- [Zynga](#) – Social Games (The Ville, Zynga Slingo and 12 other games)
- [Kixeye](#) – Social Games (War Commander and Battle Pirates)
- [EA](#) – Social Games (SimCity Social)

To turn off instant personalization on all partner sites, uncheck the box below.

Enable instant personalization on partner websites.

Ads, Apps, Websites

Public Search

[Choose Your Privacy Settings](#) ▶ **Public Search**

[◀ Back to Apps](#)

Public search

Public search controls whether people who enter your name in a search engine will see a preview of your Facebook timeline. Because some search engines cache information, some of your timeline information may be available for a period of time after you turn public search off. [See preview](#)

Enable public search

Ads, Apps, Websites

Ads

Third Party Sites

Facebook does not give third party applications or ad networks the right to use your name or picture in ads. If we allow this in the future, the setting you choose will determine how your information is used.

You may see social context on third party sites, including in ads, through Facebook social plugins. Although social plugins enable you to have a social experience on a third party site, Facebook does not share your information with the third party sites hosting the social plugins. [Learn more about social plugins.](#)

If we allow this in the future, show my information to

Ads & Friends

Everyone wants to know what their friends like. That's why we pair ads and friends—an easy way to find products and services you're interested in, based on what your friends share and like. [Learn more about social ads.](#)

Here are the facts:

- Social ads show an advertiser's message alongside actions you have taken, such as liking a Page
- Your privacy settings apply to social ads
- We don't sell your information to advertisers
- Only confirmed friends can see your actions alongside an ad
- If a photo is used, it is your profile photo and not from your photo albums

Here's an example of a Facebook Ad:

Denver Sushi



The best sushi in Denver. Try our daily lunch specials for \$9.95. Fan our page for special offers.

Denver Sushi



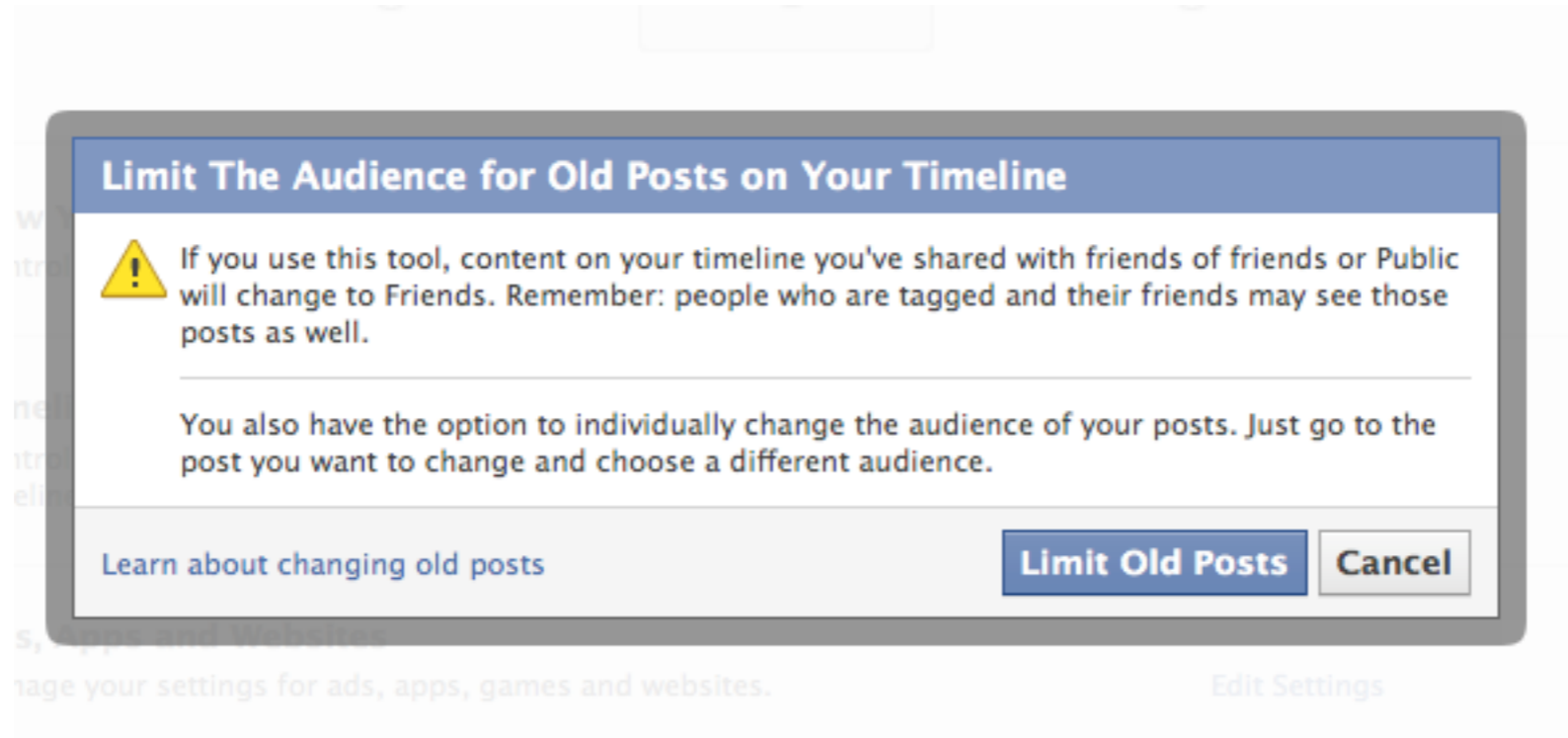
The best sushi in Denver. Try our daily lunch specials for \$9.95. Fan our page for special offers.

 Like - Jeanne Halderson Technology-Advocate likes this.

This setting only applies to ads that we pair with news about social actions. So, independent of this setting, you may still see social actions in other contexts, like in Sponsored Stories or paired with messages from Facebook. You can learn more about how social ads, Sponsored Stories, and messages from Facebook work in the [Help Center](#).

Pair my social actions with ads for

Limit Audience For Past Posts


















Blocked People and Apps

your privacy settings - manage blocking

Edit Restricted

Friends

 <p>Allan Thompson</p>	 <p>Andrea Rockney</p>	 <p>Antoinette Key</p>	 <p>Barbara Bice</p>	 <p>Beth DuBois</p>
 <p>Carita L Baures</p>	 <p>Carole Anderson</p>	 <p>Cheryl Hanson</p>	 <p>Chris Bright</p>	 <p>Chris Swenson</p>
				

Add and remove people from this list by clicking on their names.

Finish

**Continue To
Check Back
Two Times
Per Year!**